



NO RTEC QUARTERLY OCCUPATIONAL OUTLOOK REPORT

Fall 2018

AGRICULTURE TECHNOLOGY





ADMINISTRATIVE

In-Demand Skills: Accounting, Customer Satisfaction, Customer Relationship Management, Sales Management, Accounts Payable

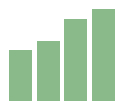
No Formal Education: Janitors and Cleaners

High School or Equivalent: Sales Representatives, Wholesale & Manufacturing // First-Line Supervisors of Office & Administrative Support Workers // Office Clerks, General

Certificate/Some College: Bookkeeping, Accounting, & Auditing Clerks

Bachelor's Degree: Managers, All Other // Sales Managers // General & Operations Managers

Doctoral or Professional Degree: Lawyers



1.0%

Employment Growth



1,374

Job Postings



\$17.50-\$24.85

Median Hourly Earnings

MAINTENANCE

In-Demand Skills: HVAC, Mechanics, Plumbing, Carpentry, Preventive Maintenance, Painting, Oil and Gas, Heavy Equipment

No Formal Education: No high-growth jobs at this level in this pathway

High School or Equivalent: Maintenance & Repair Workers, General // Maintenance Workers, Machinery // Industrial Machinery Mechanics // Mobile Heavy Equipment Mechanics // Farm Equipment Mechanics & Service Technicians // Bus & Truck Mechanics & Diesel Engine Specialists

Certificate/Some College: No high-growth jobs at this level in this pathway



1.3%

Employment Growth



342

Job Postings



\$13.22-\$40.26

Median Hourly Earnings



PRODUCTION

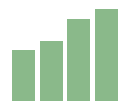
In-Demand Skills: Material Handling, Product Quality Assurance, Warehousing, Customer Satisfaction, Truckload Shipping

No Formal Education: Farmworkers & Laborers, Crop, Nursery, & Greenhouse // Graders & Sorters, Agricultural Products // Laborers & Freight, Stock, & Material Movers, Hand // Industrial Truck & Tractor Operators

High School or Equivalent: Forest & Conservation Workers // Nonfarm Animal Caretakers // Production Workers, All Other // Food Cooking Machine Operators & Tenders // Packaging & Filling Machine Operators & Tenders // Fallers // Logging Equipment Operators

Certificate/Some College: Heavy & Tractor-Trailer Truck Drivers

Associate Degree: Agricultural & Food Science Technicians




1.2%
Employment
Growth



2,308
Job Postings

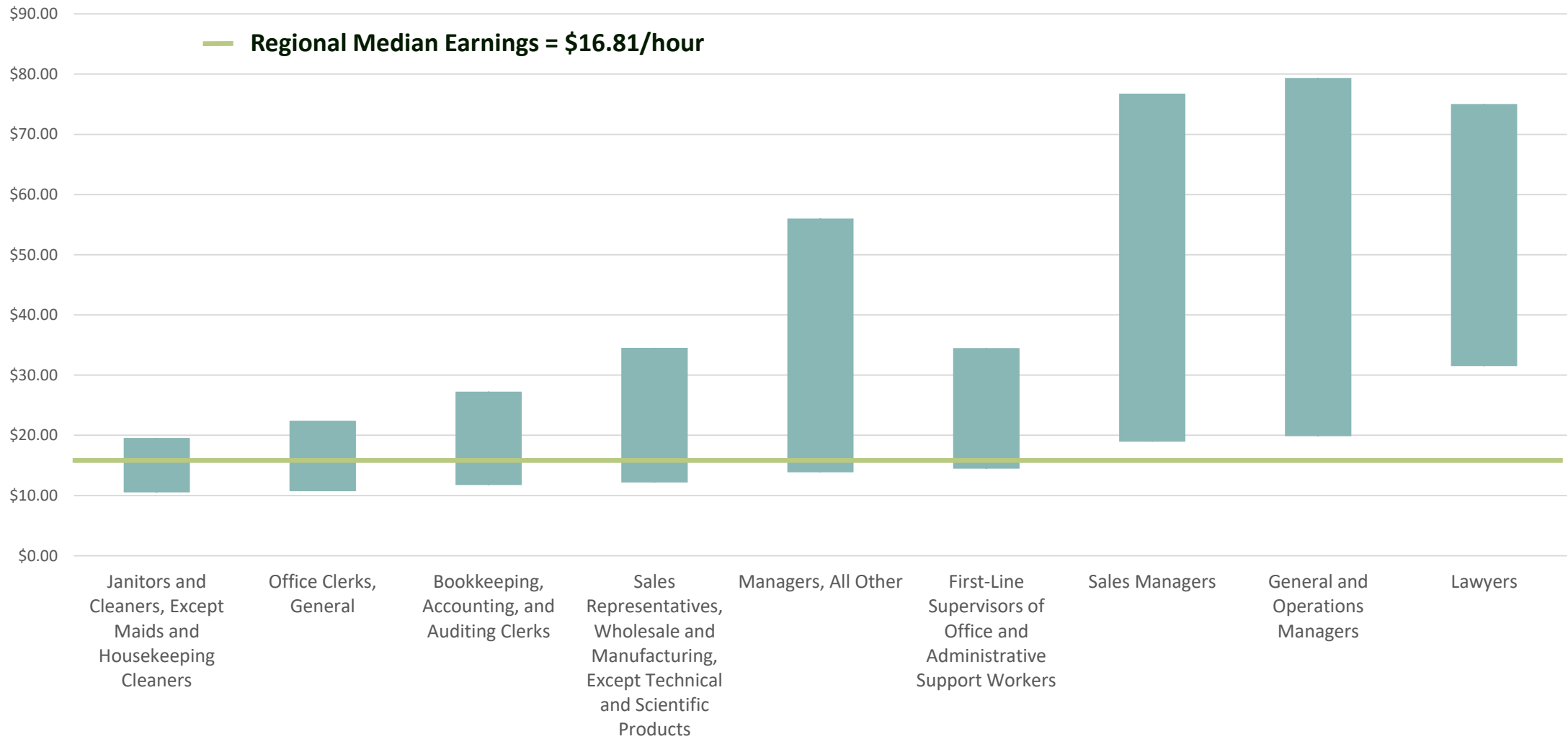


\$11.27-\$22.18
Median Hourly
Earnings



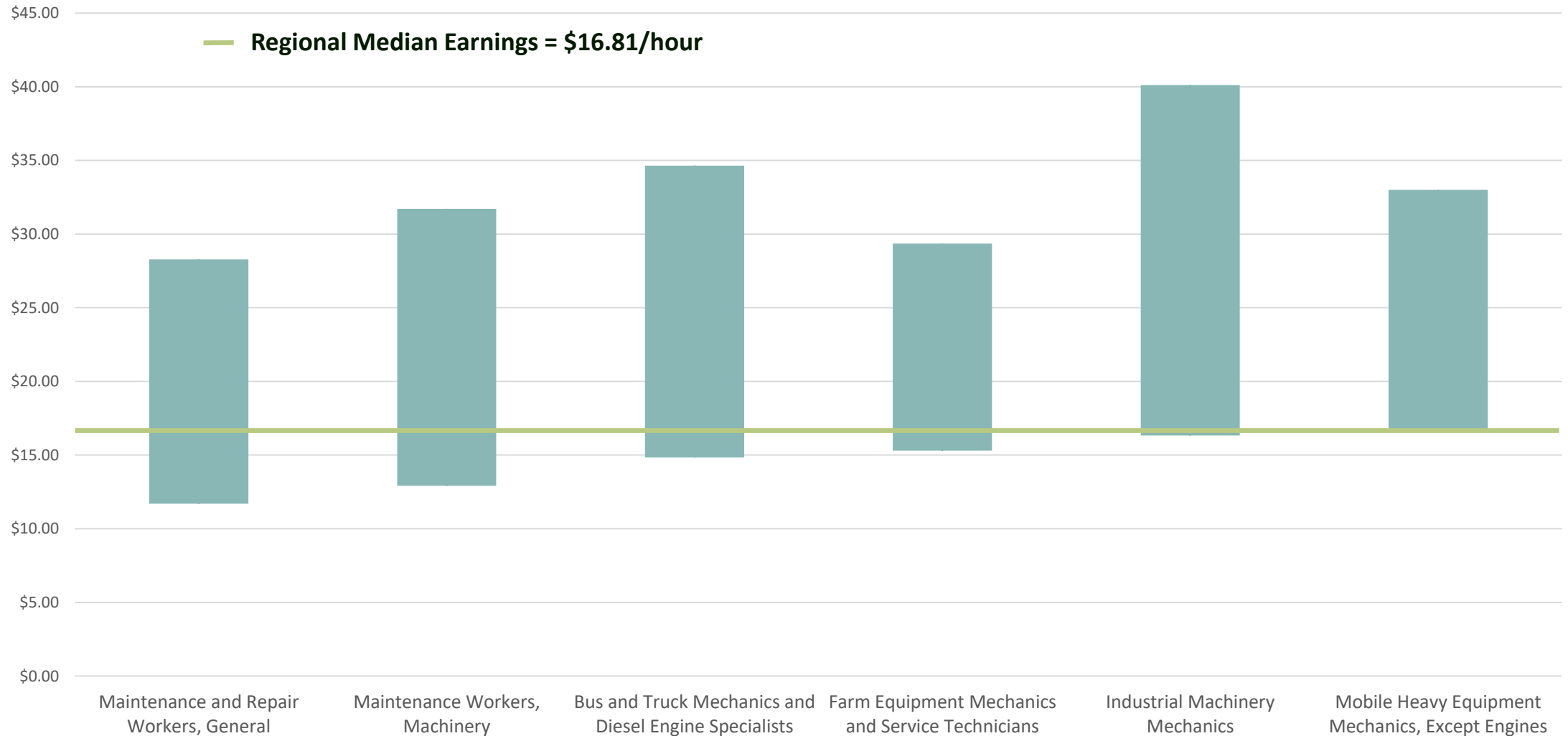


Earnings Bands for Administrative Occupations



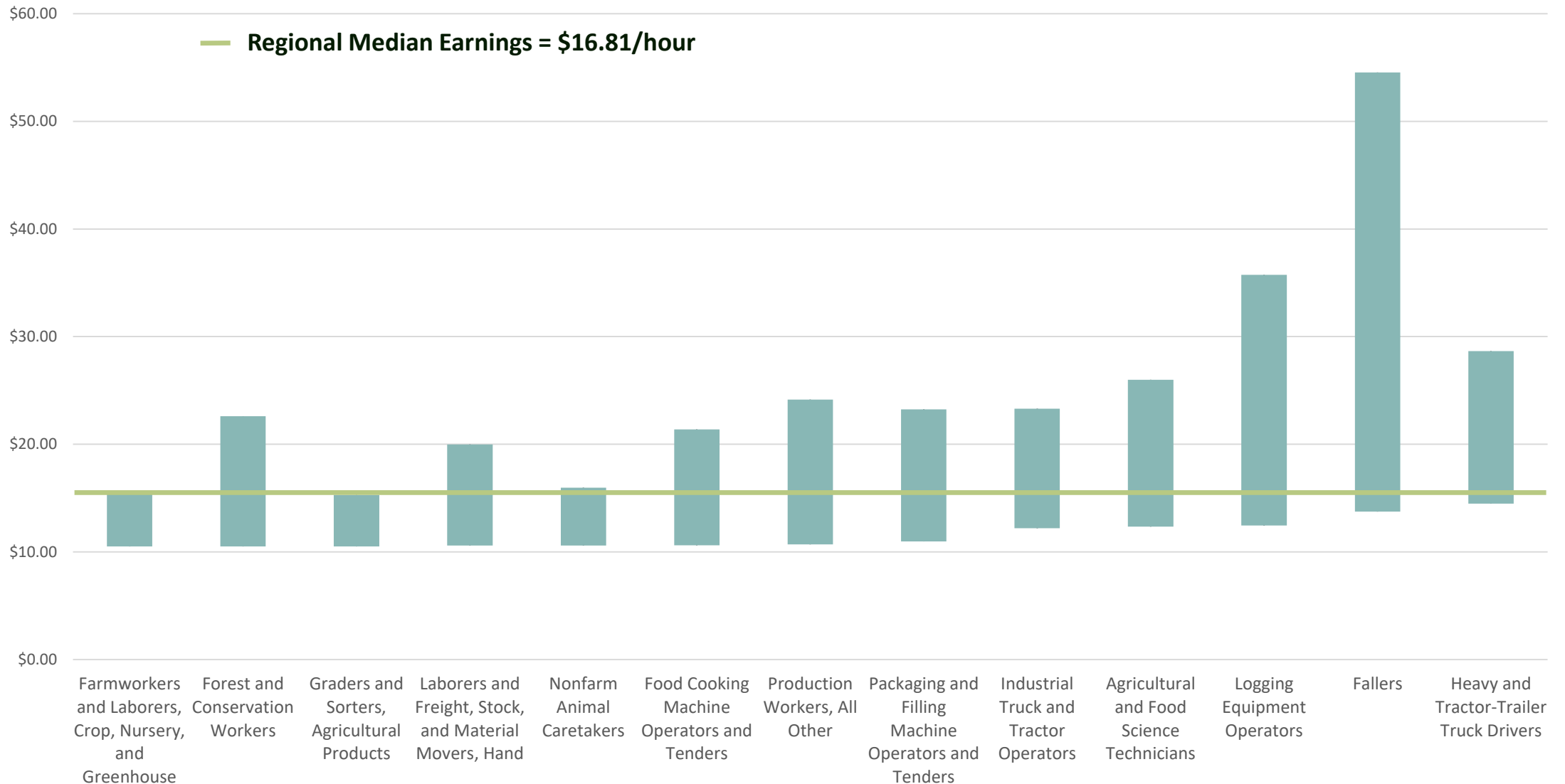


Earnings Bands for Maintenance Occupations





Earnings Bands for Production Occupations





Citations

In-Demand Skills Data: *Emsi Q4 Job Posting Analytics*. Job postings are collected from various sources and processed/enriched to provide information such as standardized company name, occupation, skills, and geography.

Occupational Data: *Emsi Q4 Staffing Patterns*. Emsi occupation employment data are based on final Emsi industry data and final Emsi staffing patterns. Wage estimates are based on Occupational Employment Statistics (QCEW and Non-QCEW Employees classes of worker) and the American Community Survey (Self-Employed and Extended Proprietors). Occupational wage estimates also affected by county-level Emsi earnings by industry.

Employment Growth Data: *Emsi Q4 Staffing Patterns*. Emsi occupation employment data are based on final Emsi industry data and final Emsi staffing patterns. Wage estimates are based on Occupational Employment Statistics (QCEW and Non-QCEW Employees classes of worker) and the American Community Survey (Self-Employed and Extended Proprietors). Occupational wage estimates also affected by county-level Emsi earnings by industry.

Job Postings Data: *Emsi Q4 Job Posting Analytics*. Job postings are collected from various sources and processed/enriched to provide information such as standardized company name, occupation, skills, and geography.

Median Hourly Earnings Data: *Emsi Q4 Staffing Patterns*. Emsi occupation employment data are based on final Emsi industry data and final Emsi staffing patterns. Wage estimates are based on Occupational Employment Statistics (QCEW and Non-QCEW Employees classes of worker) and the American Community Survey (Self-Employed and Extended Proprietors). Occupational wage estimates also affected by county-level Emsi earnings by industry.

Earnings Band Data: *Emsi Q4 Occupation Table*. Emsi occupation employment data are based on final Emsi industry data and final Emsi staffing patterns. Wage estimates are based on Occupational Employment Statistics (QCEW and Non-QCEW Employees classes of worker) and the American Community Survey (Self-Employed and Extended Proprietors). Occupational wage estimates also affected by county-level Emsi earnings by industry.