



NO RTEC QUARTERLY OCCUPATIONAL OUTLOOK REPORT

Fall 2018

HOSPITALITY





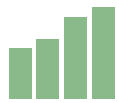
ADMINISTRATIVE

In-Demand Skills: Restaurant Operations, Franchising, Bargaining, Social Security, Family and Medical Leave Act of 1993

High School or Equivalent: Office Clerks, General

Associate Degree: No high-growth jobs at this level in this pathway

Bachelor's Degree: General & Operations Managers // Managers, All Other



1.8%
Employment
Growth



474
Job Postings



\$15.47-\$37.14
Median Hourly
Earnings

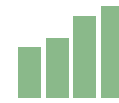
HOSPITALITY

In-Demand Skills: Language Interpretation/Translation, Mopping, Furnishing, Merchandising, Restaurant Operation

No Formal Education: Ushers, Lobby Attendants, & Ticket Takers // Janitors & Cleaners

High School or Equivalent: Baggage Porters & Bellhops // Reservation & Transportation Ticket Agents & Travel Clerks // Recreation Workers

Bachelor's Degree: Meeting, Convention, & Event Planners // Interpreters & Translators



0.7%
Employment
Growth



252
Job Postings



\$11.45-\$21.67
Median Hourly
Earnings

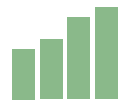


RESTAURANT

In-Demand Skills: Restaurant Operation, Food Services, Food Preparation, Cooking, Food Safety, Quality of Services

No Formal Education: Hosts & Hostesses, Restaurant, Lounge, & Coffee Shop // Dining Room & Cafeteria Attendants & Bartender Helpers // Combined Food Preparation & Serving Workers // Food Preparation & Serving Related Workers // Waiters & Waitresses // Cooks, Short Order // Bartenders // Food Preparation Workers // Cooks, Restaurant // Food Servers, Nonrestaurant // Cooks, Institution & Cafeteria // Bakers

High School or Equivalent: First-Line Supervisors of Food Preparation & Serving Workers // Food Service Managers // Chefs & Head Cooks




1.1%
Employment
Growth



1,088
Job Postings

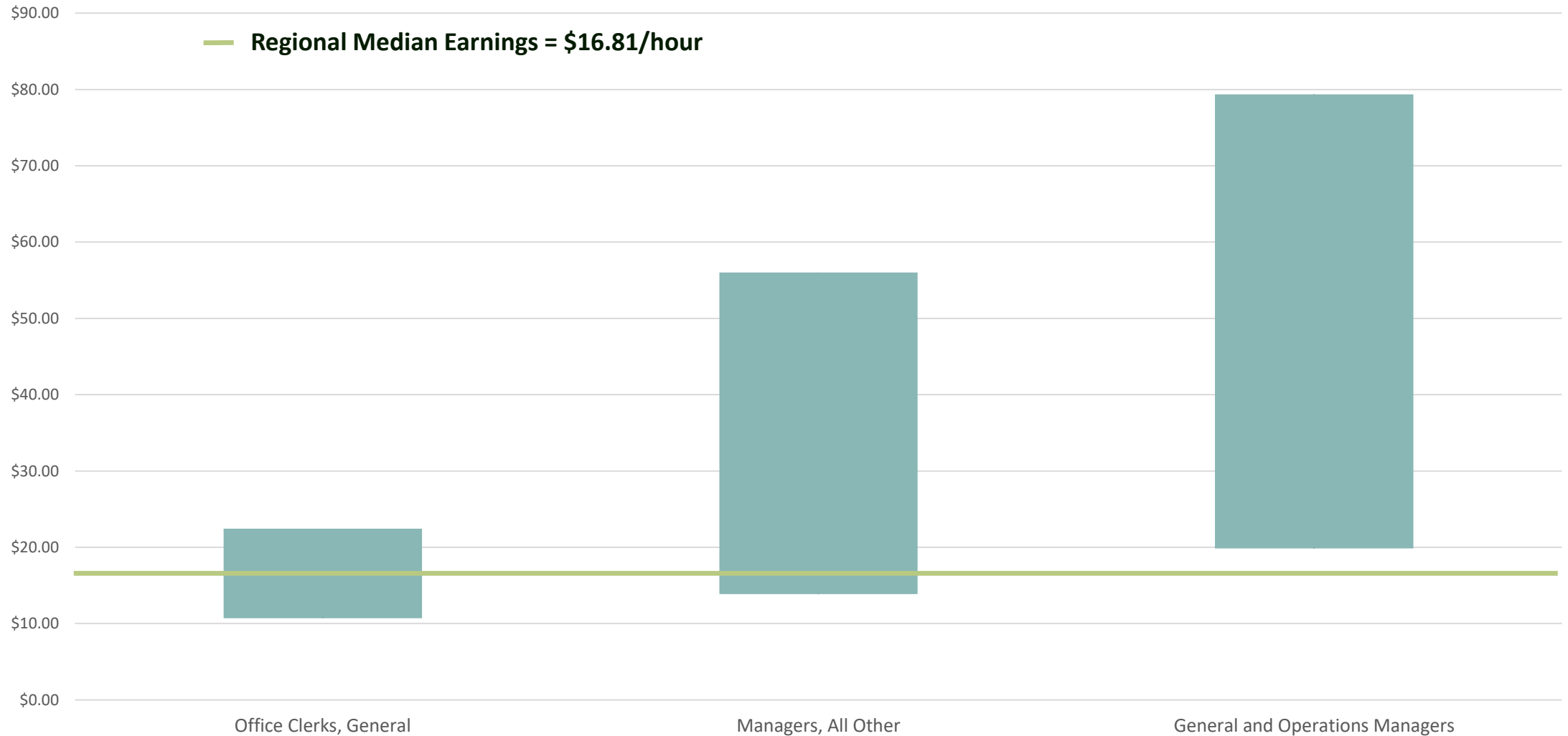


\$11.01-\$19.67
Median Hourly
Earnings



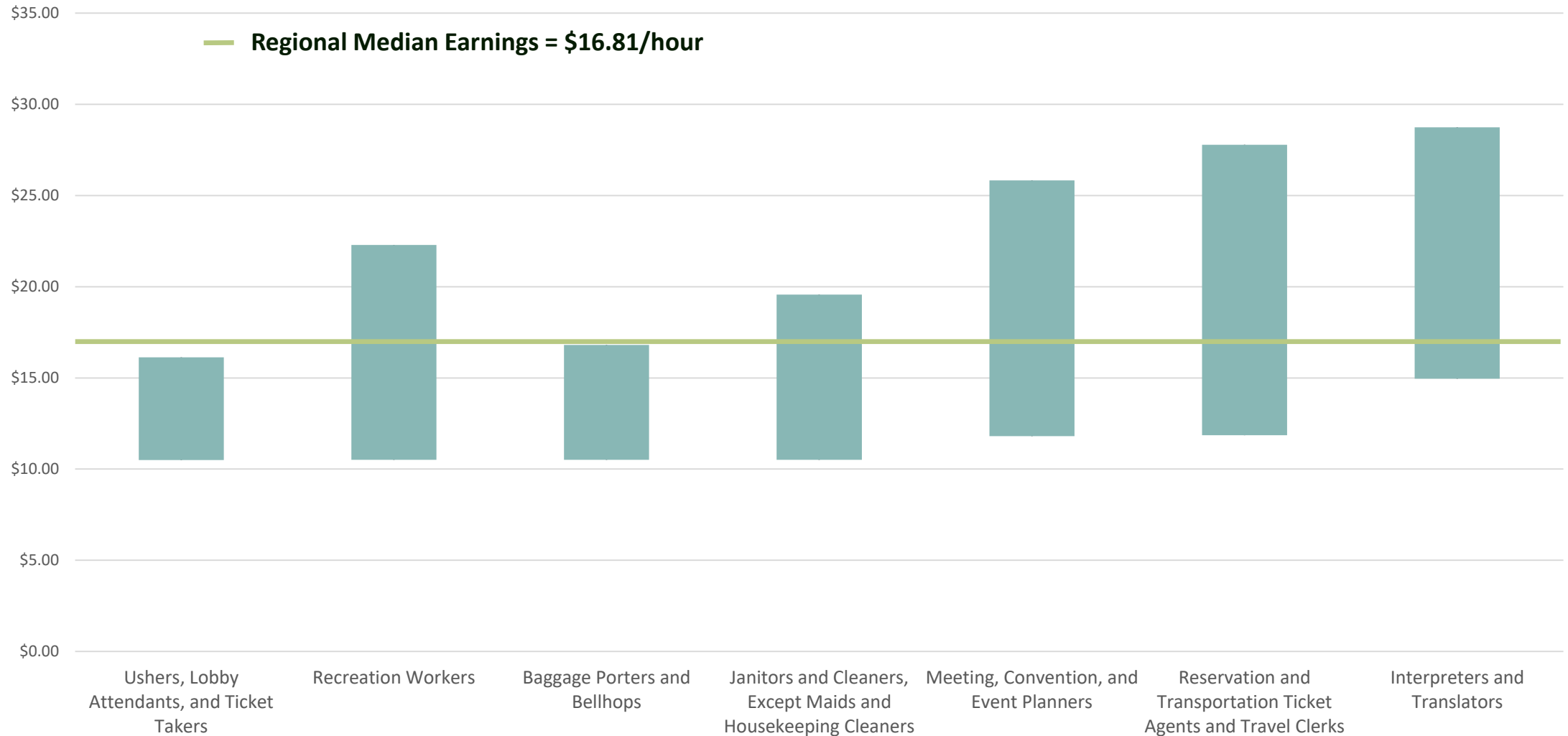


Earnings Bands for Administrative Occupations



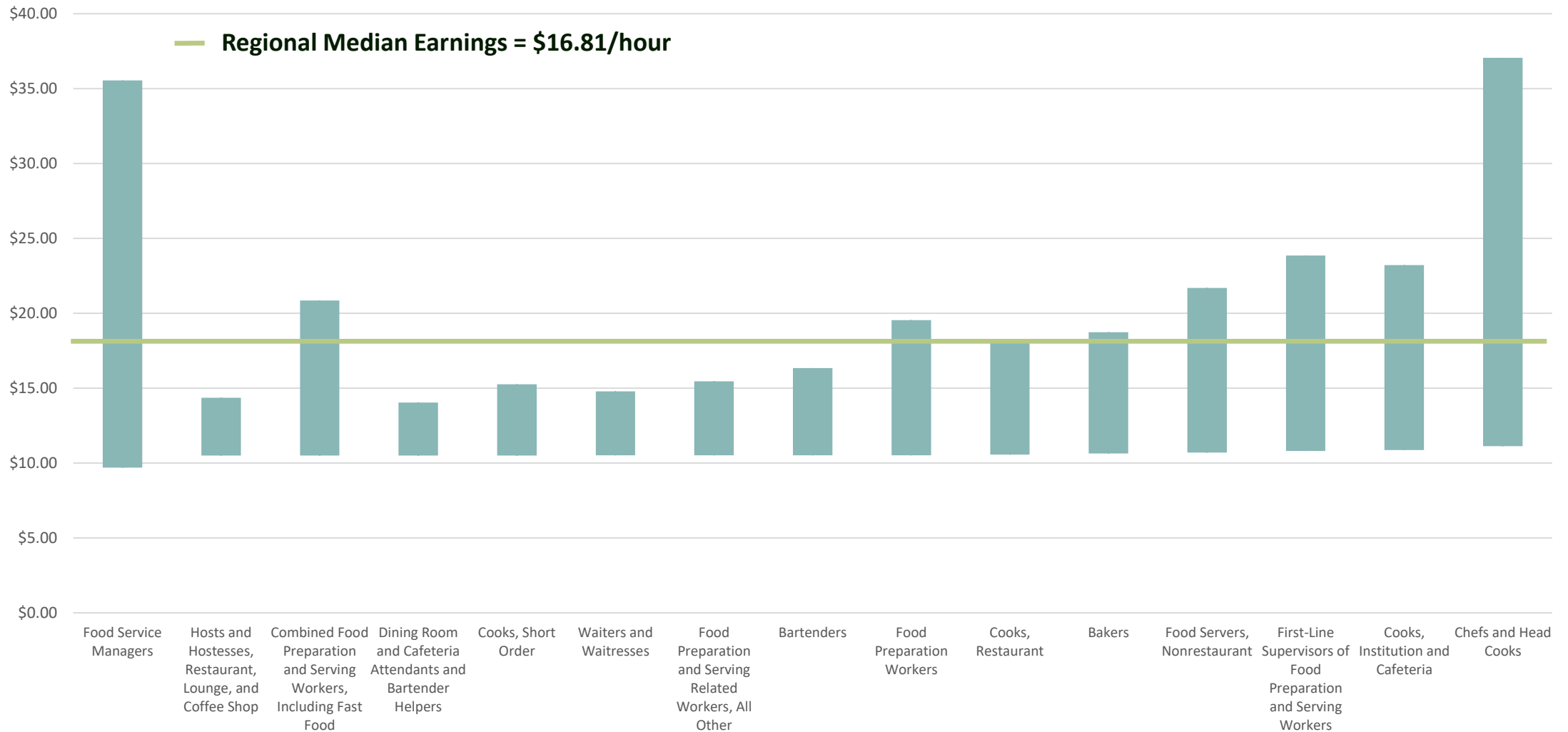


Earnings Bands for Hospitality Occupations





Earnings Bands for Restaurant Occupations





Citations

In-Demand Skills Data: *Emsi Q4 Job Posting Analytics*. Job postings are collected from various sources and processed/enriched to provide information such as standardized company name, occupation, skills, and geography.

Occupational Data: *Emsi Q4 Staffing Patterns*. Emsi occupation employment data are based on final Emsi industry data and final Emsi staffing patterns. Wage estimates are based on Occupational Employment Statistics (QCEW and Non-QCEW Employees classes of worker) and the American Community Survey (Self-Employed and Extended Proprietors). Occupational wage estimates also affected by county-level Emsi earnings by industry.

Employment Growth Data: *Emsi Q4 Staffing Patterns*. Emsi occupation employment data are based on final Emsi industry data and final Emsi staffing patterns. Wage estimates are based on Occupational Employment Statistics (QCEW and Non-QCEW Employees classes of worker) and the American Community Survey (Self-Employed and Extended Proprietors). Occupational wage estimates also affected by county-level Emsi earnings by industry.

Job Postings Data: *Emsi Q4 Job Posting Analytics*. Job postings are collected from various sources and processed/enriched to provide information such as standardized company name, occupation, skills, and geography.

Median Hourly Earnings Data: *Emsi Q4 Staffing Patterns*. Emsi occupation employment data are based on final Emsi industry data and final Emsi staffing patterns. Wage estimates are based on Occupational Employment Statistics (QCEW and Non-QCEW Employees classes of worker) and the American Community Survey (Self-Employed and Extended Proprietors). Occupational wage estimates also affected by county-level Emsi earnings by industry.

Earnings Band Data: *Emsi Q4 Occupation Table*. Emsi occupation employment data are based on final Emsi industry data and final Emsi staffing patterns. Wage estimates are based on Occupational Employment Statistics (QCEW and Non-QCEW Employees classes of worker) and the American Community Survey (Self-Employed and Extended Proprietors). Occupational wage estimates also affected by county-level Emsi earnings by industry.